

CENTRE FOR INDIAN KNOWLEDGE SYSTEMS (FC)

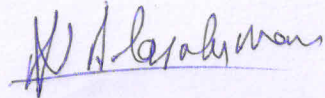
B-3, Rajalakshmi Complex (2nd Floor), No 18 Chamiers Road, Nandanam, Chennai 600 035

BALANCE SHEET AS ON 31st MARCH 2022

Amount In Rs.


LIABILITIES	SCH. NO.	AS ON 31-03-2022 Rs	AS ON 31-03-2021 Rs	ASSETS	SCH. NO.	AS ON 31-03-2022 Rs	AS ON 31-03-2021 Rs
Capital Fund	1	-	5,26,974	Fixed Assets	3	-	24,638
Project Fund	2	47,68,456	14,01,364	Loan and Advances	4	-	5,02,336
				Cash and bank balances	5	47,68,456	14,01,364
Total		47,68,456	19,28,338	Total		47,68,456	19,28,338

For Ramachandran and Murali
Chartered Accountants
Firm Regn No 002867S



A.V. Balasubramanian
Director

Place : Chennai
Date : 09-09-2022



(R. Ramachandran)
Partner (M.No. 026660)



CENTRE FOR INDIAN KNOWLEDGE SYSTEMS

B-3, Rajalakshmi Complex (Rajalakshmi Complex) , No 18, Chamiers Road, Nandanam, Chennai- 600 035.

Schedules forming part of Balance Sheet as at 31st March 2022

Amount In Rs.

Schedule No	Particulars	Sub Schedule No.	Amount Rs.	Amount Rs.
1	Capital Fund			
	Opening Balance as on 01.04.2021		5,26,974	
	Less : Excess of Expenditure over income		5,26,974	
	Net Capital Fund			-
2	Project Fund			47,68,456
3	Fixed Assets			-
4	Loan and Advances			
	Opening Balance 01.04.2021		5,02,336	
	Less : Write-Off		5,02,336	
	Closing Balance as on 31.03.2022			-
5	Closing Cash/Bank	5		
	Cash on Hand		13,507	
	Cash at Bank		47,54,949	
	Total Cash & Bank Balance as on 31.03.2022			47,68,456



CENTRE FOR INDIAN KNOWLEDGE SYSTEMS

B-3,Rajalakshmi Complex (2nd Floor), No 18, Chamiers Road, Nandanam, Chennai 600 035.


INCOME & EXPENDITURE ACCOUNT FOR THE YEAR ENDED 31ST MARCH 2022

Amount in Rs

EXPENDITURE	SCH	31.03.2022	31.03.2021	INCOME	SCH	31.03.2022	31.03.2021
Depreciation	4	3,152	4,492	Excess of Expenditure over Income		5,26,974	4,492
Assets Written off	4	21,486					
Loans & Advance Written off		5,02,336					
Total		5,26,974	4,492	Total		5,26,974	4,492


Place: Chennai

Date: 09-09-2022



A.V Balasubramanian
Director

For Ramachandran and Murali
Chartered Accountants
Firm Regn No 002867S



(R. Ramachandran)
Partner (M.No. 026660)



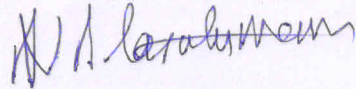
CENTRE FOR INDIAN KNOWLEDGE SYSTEMS

B-3, Rajalakshmi Complex (2nd Floor), No 18, Chamiers Road, Nandanam, Chennai 600 035.
RECEIPTS & PAYMENTS ACCOUNT FOR THE YEAR ENDED 31ST MARCH 2022

Amount in Rs.

RECEIPTS		SCH	For the Year Ended		PAYMENTS		SCH	For the Year Ended	
			31.03.2022	31.03.2021				31.03.2022	31.03.2021
To	Opening balance	5	14,01,364	13,59,323	By	Programme expenses	9	53,47,549	58,38,004
"	Grant Received	6	92,14,711	65,03,883	"	Administrative Expenses	10	5,98,539	6,50,377
"	Bank interest	7	98,469	99,837	"	Loans Given		-	4,09,697
"	Loans Recovered	8		3,36,400	"	Closing Balance	5	47,68,456	14,01,364
Total			1,07,14,544	82,99,443	Total			1,07,14,544	82,99,443

For Ramachandran and Murali
Chartered Accountants
Firm Regn No 002867S



A.V Balasubramanian
Director



(R. Ramachandran)
Partner (M No. 026660)



Place: Chennai
Date: 09-09-2022

CENTRE FOR INDIAN KNOWLEDGE SYSTEMS
Schedule for Receipts & Payments (01.04.2021 to 31.03.2022)

No	Particulars	Amount	Amount	Amount
6	Project Contribution Received	As Grant		Total
	Donation			
	Research and Training - FCRA (G)	4,99,233		4,99,233
	Grants			
	Sustainable Agriculture Technologies for Farmer Producer Collectives and establishing market Linkages - Phase III	50,00,000		50,00,000
	Support for Sustainable Agriculture Programme	37,15,478		37,15,478
	Total	92,14,711		92,14,711
7	Bank Interest	Savings	FD	Total
	Research and Training - FCRA(G)	5,213		5,213
	Sustainable Agriculture Technologies for Farmer Producer Collectives and establishing market Linkages - Phase III	47,915	27,696	75,611
	Support for Sustainable Agriculture Programme	17,645		17,645
	Total	70,773	27,696	98,469
	Total Receipts	92,85,484	27,696	93,13,180
9	PROJECT PROGRAMME EXPENSES	Revenue	Capital	Total
	Research and Training (FCRA (G))			
	Documentation	70,000		70,000
	Research	1,02,000		1,02,000
	Training and Capacity Building	29,936		29,936
	Bank Charges	201		201
	TOTAL	2,02,137	-	2,02,137
	Sustainable Agriculture Technologies for Farmer Producer Collectives and Establishing Market Linkages - Phase II			
	Salary of Programme Staff			
	Field Coordinator	1,20,000		1,20,000
	Cluster Coordinator	1,58,400		1,58,400
	Marketing Assistant	63,000		63,000
	Marketing Coordinator	1,35,000		1,35,000
	Financial Service Coordination	75,000		75,000
	Programme Budget			
	Training on Livestock	1,31,217		1,31,217
	Capacity Building on Post Harvest Processing	3,79,897		3,79,897
	MIS systems	91,000		91,000
	Monitoring and Evaluation	1,42,304		1,42,304
	Travel	44,120		44,120
	TOTAL	13,39,938		13,39,938
	Sustainable Agriculture Technologies for Farmer Producer Collectives and Establishing Market Linkages - Phase III			
	Salary of Programme Staff	14,45,000		14,45,000
	Seed Multiplication Cost	2,81,269		2,81,269
	Capacity Building, Monitoring and Evaluation, MIS Systems, Travel and Meetings	9,28,773		9,28,773
	TOTAL	26,55,042		26,55,042



CENTRE FOR INDIAN KNOWLEDGE SYSTEMS
Schedule for Receipts & Payments (01.04.2021 to 31.03.2022)

No	Particulars	Amount	Amount	Amount
	Support for Sustainable Agriculture Programme			
	Human Resources			
	Programme Coordinator	2,40,000		2,40,000
	Senior Scientist	1,20,000		1,20,000
	Junior Scientist	1,20,000		1,20,000
	Tradition Rice Varieties (TRV)			
	Conservation and Characterization of 20 Boutique varieties of Potential Interest	1,49,407		1,49,407
	Education Material and Video Clips	40,000		40,000
	Scaling up of Cultivation of 5 TRV to provide quality seeds	1,63,118		1,63,118
	Staff Capacity Building			
	Technical skill and Soft skill	1,59,914		1,59,914
	Maintenance and upgradation of TRC			
	Maintenance and upgradation of Training facility seed processing unit etc.,	1,57,994		1,57,994
	TOTAL	11,50,433		11,50,433
	Research and Training (FCRA (G))	2,02,137		2,02,137
	Sustainable Agriculture Technologies for Farmer Producer Collectives and Establishing Market Linkages - Phase II	13,39,938		13,39,938
	Sustainable Agriculture Technologies for Farmer Producer Collectives and Establishing Market Linkages - Phase III	26,55,042		26,55,042
	Support for Sustainable Agriculture Programme	11,50,433		11,50,433
	TOTAL PROGRAMME EXPENSES	53,47,549		53,47,549
10	ADMINISTRATIVE EXPENSES			
	Research & Training - FCRA(G)	1,30,147		1,30,147
	Sustainable Agriculture Technologies for Farmer Producer Collectives and Establishing Market Linkages - Phase II	69,313		69,313
	Sustainable Agriculture Technologies for Farmer Producer Collectives and Establishing Market Linkages - Phase III	3,99,079		3,99,079
	TOTAL ADMINISTRATIVE EXPENSES	5,98,539		5,98,539



CENTRE FOR INDIAN KNOWLEDGE SYSTEMS

B-3, Rajalakshmi Complex (2nd Floor), No 18, Chamiers Road, Nandanam, Chennai 600 035.

FOREIGN CONTRIBUTION 2021 - 2022

PROJECT FUND									
S.No	Name of the Project	Opening Balance of fund	Revenue Receipt	Capital Receipt	Total Receipt 2021 - 2022	Revenue Payment	Capital Payment	Total Payment 2021 - 2022	Closing Balance of Fund 31.03.2022
		(1)	(2)	(3)	(4) = (2+3)	(5)	(6)	(7) = (5+6)	(8) = (1+4-7)
1	Research and Training - FCRA(G)	9,480	5,04,446	-	5,04,446	3,32,284	-	3,32,284	1,81,641
2	Sustainable Agriculture Technologies for Farmer Producer Collectives and Establishing Market Linkages - Phase II	13,91,884	17,367	-	17,367	14,09,251	-	14,09,251	0
3	Sustainable Agriculture Technologies for Farmer Producer Collectives and Establishing Market Linkages - Phase III		50,58,244	-	50,58,244	30,54,121	-	30,54,121	20,04,123
4	Support for Sustainable Agricultural Programme		37,33,123		37,33,123	11,50,432		11,50,432	25,82,691
	Total	14,01,364	93,13,180	-	93,13,180	59,46,087	-	59,46,087	47,68,456



FOREIGN CONTRIBUTION
CURRENT ASSETS (PAYMENTS)
LOANS AND ADVANCES (DEBIT)
PERIOD - 1-4-2021 to 31-3-2022

Projects	Loan Repaid to Projects	Loan Given to Projects	Loan Recovered	Inter Unit Transfer	Advance Returned	Closing Balance
	Rs. P.	Rs. P.	Rs. P.	Rs. P.	Rs. P.	Rs. P.
NIL						

FOREIGN CONTRIBUTION
CURRENT LIABILITIES (RECEIPTS)
LOANS AND ADVANCES - CREDIT
PERIOD -01.04.2021 to 31.03.2022

Projects	Loan Taken for Projects	Loan Recovered from Projects	Loan Recovered from Villages	Inter Unit Transfer	Advance Recovered	Closing Balance
	Rs. P.	Rs. P.	Rs. P.	Rs. P.	Rs. P.	Rs. P.
NIL						



CENTRE FOR INDIAN KNOWLEDGE SYSTEMS

B-3,Rajalakshmi Complex (2nd Floor), No 18, Chamiers Road, Nandanam, Chennai 600 035.

Fixed Assets as on 31-03-2022

PARTICULARS	RATE	BALANCE AS ON 01.04.2021	ADDITIONS		Transfer to Projects	Transfer to beneficiaries	Asset written off	Sales	TOTAL AS ON 31.03.2022	DEPRECI- ATION	BALANCE AS ON
			Upto 30.09.21	After 01.10.21							31.03.2022
Equipments	15%	21,013				-	17,861	-		3,152	
Vehicles	15%	3,330					3,330				
Computers	40%	295				-	295	-			
Total		24,638		-	-	-	21,486	-	-	3,152	-



CENTRE FOR INDIAN KNOWLEDGE SYSTEMS

B-3, Rajalakshmi Complex (2nd Floor), No 18, Chamiers Road, Nandanam, Chennai 600 035.


Ph:42188011, E-mail : info@ciks.org

FOREIGN CONTRIBUTION ACCOUNT

RECEIPTS AND PAYMENTS FOR THE YEAR ENDED 31ST MARCH 2022

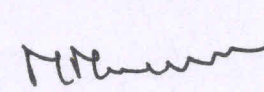
Receipts	Note	Current Year		Payment	Note	Current Year	
		Rs.	P.			Rs.	P.
Opening Balance	1	14,01,364			1		
Research and Training - FCRA(G)	2	5,04,446		Research and Training - FCRA(G)	2	3,32,283	
Sustainable Agriculture Technologies for Farmer Producer Collectives and Establishing Market Linkages - Phase II	3	17,367		Sustainable Agriculture Technologies for Farmer Producer Collectives and Establishing Market Linkages - Phase II	3	14,09,251	
Sustainable Agriculture Technologies for Farmer Producer Collectives and Establishing Market Linkages - Phase III	4	50,58,244		Sustainable Agriculture Technologies for Farmer Producer Collectives and Establishing Market Linkages - Phase III	4	30,54,121	
Support for Sustainable Agriculture Programme	5	37,33,123		Support for Sustainable Agriculture programme	5	11,50,432	
				Closing Balance		47,68,456	
GRAND TOTAL		1,07,14,544		GRAND TOTAL		1,07,14,544	

Place : Chennai
Date : 09-09-2022



A.V. Balasubramanian
Director

For Ramachandran and Murali
Chartered Accountants
Firm Regn No 002867S



(R. Ramachandran)
Partner (M.No. 026660)



SCHEDULE - 5

Note - 1

CENTRE FOR INDIAN KNOWLEDGE SYSTEMS
Opening & Closing Balance- Cash, Bank & Fixed Deposit 2021 - 2022

S.No	Project	Opening Balance (01.04.2021)			Closing Balance (31.03.2022)		
		Cash	Bank	Fixed Deposit	Cash	Bank	Fixed Deposit
1	Research and Training - FCRA(G) FCRA - (IOB - Chennai) FCRA - (SBI - New Delhi) FCRA - (IOB - Chengalpattu) FCRA - (IOB - Sirkazhi)	2,786	1,559		2,025	1,71,535	-
2	Sustainable Agriculture Technologies for Farmer Producer Collectives and Establishing Market Linkages - Phase II	12,014	13,79,870			4,885	2,003
3	Sustainable Agriculture Technologies for Farmer Producer Collectives and Establishing Market Linkages - Phase III				4,840	19,99,283	
4	Support the Sustainable Agriculture Programme				6,642	25,76,049	
	FCRA Project Account Total	14,800	13,86,564		13,507	47,54,949	-
Abstract (Cash and Bank)							
S.No	Abstract (Cash and Bank)	Opening Balance (01.04.2021)			Closing Balance (31.03.2022)		
1	Cash Balance			14,800			13,507
2	Bank Balance			13,86,564			47,54,949
	TOTAL			14,01,364			47,68,456



Note : 2

CENTRE FOR INDIAN KNOWLEDGE SYSTEMS

Research and Training - FCRA(G)

RECEIPTS & PAYMENTS STATEMENT FOR THE PERIOD APRIL 2021 - MARCH 2022


RECEIPTS					PAYMENTS				
DESCRIPTION	OPE BAL	REVENUE RECEIPTS	CAPITAL RECEIPTS	TOTAL	DESCRIPTION	REVENUE PAYMENTS	CAPITAL PAYMENTS	CLO BAL	TOTAL
Cash	2,785			2,785	Adminstration and Overheads	1,30,147			1,30,147
FCRA - Chennai	1,559			1,559	Documentation	70,000			70,000
FCRA Chengalpattu	1,746			1,746	Research	1,02,000			1,02,000
FCRA Sirkazhi	3,390			3,390	Training and Capacity Building	29,936			29,936
Donation		4,99,233		4,99,233	Bank Charges	201			201
Bank Interest		5,213		5,213					-
									-
									-
									-
TOTAL RECEIPT	9,479	5,04,446	-	5,13,925	TOTAL PAYMENT	3,32,284	-	-	3,32,284
					Cash in hand			2,025	2,025
					FCRA - SBI (New Delhi)			4,885	4,885
					FCRA - IOB (Chennai)			1,71,535	1,71,535
					FCRA - IOB (Chengalpattu)			2,003	2,003
					FCRA - IOB (Sirkazhi)			1,195	1,195
TOTAL	9,479	5,04,446	-	5,13,925	TOTAL	3,32,284	-	1,81,642	5,13,925



Note : 3

CENTRE FOR INDIAN KNOWLEDGE SYSTEMS
Sustainable Agriculture Technologies for Farmer Producer Collectives and establishing market Linkages - Phase II
RECEIPTS & PAYMENTS STATEMENT FOR THE PERIOD APRIL 2021 TO MARCH 2022

RECEIPTS					PAYMENTS				
DESCRIPTION	OPE BAL	REVENUE RECEIPTS	CAPITAL RECEIPTS	TOTAL	DESCRIPTION	REVENUE PAYMENTS	CAPITAL PAYMENTS	CLO BAL	TOTAL
Cash	12,014			12,014	Salary of Programme Staff				-
Bank Balance	13,79,870			13,79,870	Cluster Coordinator	1,58,400			1,58,400
				-	Marketing Assistant	63,000			63,000
					Marketing Coordinator	1,35,000			1,35,000
					Field Coordinator	1,20,000			1,20,000
					Financial Service Coordination	75,000			75,000
				-					-
Bank Interest		17,367		17,367	Programme Budget				-
					Training on Livestock	1,31,217			1,31,217
				-	Capacity Building on Post Harvest processing	3,79,897			3,79,897
					MIS systems	91,000			91,000
					Monitoring and Evaluation	1,42,304			1,42,304
					Travel	44,120			44,120
					Administrative Expenses	69,313			69,313
									-
									-
TOTAL RECEIPT	13,91,884	17,367	-	14,09,251	TOTAL PAYMENT	14,09,251	-	-	14,09,251
					Cash in hand				
					Bank Balance				
TOTAL	13,91,884	17,367	-	14,09,251	TOTAL	14,09,251	-	-	14,09,251



Note : 4

CENTRE FOR INDIAN KNOWLEDGE SYSTEMS
Sustainable Agriculture Technologies for Farmer Producer Collectives and establishing market Linkages - Phase III
RECEIPTS & PAYMENTS STATEMENT FOR THE PERIOD APRIL 2021 TO MARCH 2022

RECEIPTS					PAYMENTS				
DESCRIPTION	OPE BAL	REVENUE RECEIPTS	CAPITAL RECEIPTS	TOTAL	DESCRIPTION	REVENUE PAYMENTS	CAPITAL PAYMENTS	CLO BAL	TOTAL
Cash				-					-
Bank Balance				-	Salary of Programme Staff	14,45,000			14,45,000
				-	Seed Multiplication Cost	2,81,269			2,81,269
					Capacity Building, Monitoring and Evaluation	9,28,773			9,28,773
					MIS Systems Travel and Meetings				-
					Administrative Costs	3,99,079			3,99,079
Grant Received		50,00,000		50,00,000					-
Bank Interest		30,548		30,548					-
Interest on Deposits		27,696		27,696					-
									-
									-
TOTAL RECEIPT	-	50,58,244	-	50,58,244	TOTAL PAYMENT	30,54,121	-	-	30,54,121
					Cash in hand				4,840
					Bank Balance				19,99,283
TOTAL	-	50,58,244	-	50,58,244	TOTAL	30,54,121	-	-	50,58,244



Note : 5

CENTRE FOR INDIAN KNOWLEDGE SYSTEMS
Support for Agriculture Sustainable Programme
RECEIPTS & PAYMENTS STATEMENT FOR THE PERIOD APRIL 2021 TO MARCH 2022

RECEIPTS					PAYMENTS				
DESCRIPTION	OPE BAL	REVENUE RECEIPTS	CAPITAL RECEIPTS	TOTAL	DESCRIPTION	REVENUE PAYMENTS	CAPITAL PAYMENTS	CLO BAL	TOTAL
Cash					Human Resources				
Bank Balance					Programme Coordinator	2,40,000			2,40,000
					Senior Scientist	1,20,000			1,20,000
					Junior Scientist	1,20,000			1,20,000
					Tradition Rice Varieties (TRV)				
					Conservation and Characterization of 20	1,49,407			1,49,407
					Boutique varicites of Potential Interest				
Grant Received		37,15,478		37,15,478	Education Material and Video Clips	40,000			40,000
Bank Interest		17,645		17,645	Scaling up of Cultivation of 5 TRV to provide quality seeds	1,63,118			1,63,118
					Staff Capacity Building				
					Technical skill and Soft skill	1,59,914			1,59,914
					Maintenance and upgradation of TRC				
					Maintenance and upgration of Training facility, seed procesing unit etc.,	1,57,993			1,57,993
TOTAL RECEIPT	-	37,33,123	-	37,33,123	TOTAL PAYMENT	11,50,432	-	-	11,50,432
					Cash in hand			6,642	6,642
					Bank Balance			25,76,049	25,76,049
TOTAL	-	37,33,123	-	37,33,123	TOTAL	11,50,432	-	25,82,691	37,33,123

