

CENTRE FOR INDIAN KNOWLEDGE SYSTEMS

B-3, Rajalakshmi Complex (2nd Floor), No 18 Chamiers Road, Nandanam, Chennai 600 035

CONSOLIDATED FC BALANCE SHEET AS ON 31st MARCH 2023

Amount In Rs.

LIABILITIES	SCH. NO.	AS ON 31-03-2023 Rs	AS ON 31-03-2022 Rs	ASSETS	SCH. NO.	AS ON 31-03-2023 Rs	AS ON 31-03-2022 Rs
Capital Fund	1	2,013		Fixed Assets	4	-	-
Project Fund	2	57,83,293	47,68,456	Loans and Advances	5	32,633	-
Current Liability	3	30,620		Cash and bank balances	6	57,83,293	47,68,456
Total		58,15,926	47,68,456	Total		58,15,926	47,68,456

FOR M/S RAMACHANDRAN & MURALI
CHARTERED ACCOUNTANTS



A.V. Balasubramanian
Director



(R. Ramachandran)
Partner (M.No. 026660)



Place : Chennai

Date : 24-07-2023

CENTRE FOR INDIAN KNOWLEDGE SYSTEMS
B-3, Rajalakshmi Complex (Rajalakshmi Complex) , No 18, Chamiers Road, Nandanam, Chennai- 600 035.
Schedules forming part of Balance Sheet as at 31st March 2023

Amount In Rs.

Schedule No	Particulars	Schedule No.	Amount	Rs.	Amount Rs.
1	Capital Fund	1			
	Opening Balance as on 01.04.2022			-	
	Less : Excess of Expenditure over income			-	
				-	
	Add : Current Assets			32,633	
	Less : Current Liability			30,620	2,013
	Net Capital Fund				
2	Project Fund	2			57,83,293
3	Current Liability	4			
	Opening Balance as on 01.04.2022			-	
	Add : Expense payable			30,620	30,620
4	Fixed Assets	3			-
5	Loans and Advances	4			
	Opening Balance as on 1-4-2022			-	
	Add : Loans given(Project Fund)			32,633	32,633
6	Closing Cash/Bank	5			
	Cash on Hand			2,913	
	Cash at Bank			32,80,380	
	Deposits			25,00,000	
	Total Cash & Bank Balance as on 31.03.2023				57,83,293



SCHEUDULE - 4

**FOREIGN CONTRIBUTION
CURRENT ASSETS (PAYMENTS)
LOANS AND ADVANCES (DEBIT)
PERIOD - 1-4-2022 to 31-3-2023**

Projects	Loan repaid to Projects		Advance Repaid	Project Transfer	Advances receivable	Closing Balance
	Rs.	P.	Rs.	P.	Rs.	P.
Varietal Diversity Fruits and Vegetables pilot project (2022 - 2023)					9048	9048
Support for Agriculture Sustainmable Programe - (Woka 2022 - 2025)					9268	9268
Supraja Value Chain - Phase I					14317	14317
Total					32633	32633

**FOREIGN CONTRIBUTION
CURRENT LIABILITIES (RECEIPTS)
LOANS AND ADVANCES - CREDIT
PERIOD -01.04.2022 to 31.03.2023**

Projects	Loan Taken		Expense payable	Project Transfer	Advances Recovered	Closing Balance
	Rs.	P.	Rs.	P.	Rs.	P.
Supraja Value Chain - Phase I			30620		-	30620
Total			30620		-	30620



SCHEDULE - 2

CENTRE FOR INDIAN KNOWLEDGE SYSTEMS
B-3, Rajalakshmi Complex (2nd Floor), No 18, Chamiers Road, Nandanam, Chennai 600 035.
FOREIGN CONTRIBUTION 2022 - 2023

PROJECT FUND

S.No.	Name of the Project	Opening Balance of fund 01.04.2022	Revenue Receipt	Capital Receipt	Total Receipt 2022 - 2023	Revenue Payment	Capital Payment	Total Payment 2022 - 2023	Closing Balance of Fund 31.03.2023
		(1)	(2)	(3)	(4) = (2+3)	(5)	(6)	(7) = (5+6)	(8) = (1+4-7)
1	Research Training and Documentation on Sustainable Agriculture (FCRA(G))	1,81,641	1,50,435	-	1,50,435	2,96,526	-	2,96,526	35,550
2	Sustainable Agriculture Technologies for Farmer Producer Collectives and Establishing Market Linkages - Phase III	20,04,123	24,100	-	24,100	20,28,223	-	20,28,223	(0)
3	Supraja Value Chain - Phase I		40,48,023	30,620	40,78,643	22,29,098	14,317	22,43,415	18,35,228
4	Support for Sustainable Agricultural Programme - (2021 - 2022)	25,82,691	38,340		38,340	26,21,031		26,21,031	0
5	Support for Sustainable Agricultural Programme - (Woka - 2022 - 2025)		41,29,704		41,29,704	11,16,999	9,268	11,26,267	30,03,437
5	Varietal Diversity Friuits and Vegetables pilot project (2022 - 2023)		12,69,038		12,69,038	3,50,913	9,048	3,59,961	9,09,077
	Total	47,68,456	96,59,640	30,620	96,90,260	86,42,790	32,633	86,75,423	57,83,293




CENTRE FOR INDIAN KNOWLEDGE SYSTEMS
B-3,Rajalakshmi Complex (2nd Floor), No 18, Chamiers Road, Nandanam, Chennai 600 035.
INCOME & EXPENDITURE ACCOUNT FOR THE YEAR ENDED 31ST MARCH 2023

Amount in Rs							
EXPENDITURE	SCH	31.03.2023	31.03.2022	INCOME	SCH	31.03.2023	31.03.2022
Depreciation	4	Nil	3,152	Excess of Expenditure over Income		Nil	3,152
Total		-	3,152	Total		-	3,152

As per report of even date annexed
FOR M/S RAMACHANDRAN & MURALI
CHARTERED ACCOUNTANTS

Place: Chennai
Date: 24-07-2023


A.V Balasubramanian
Director


(R. Ramachandran)
Partner (M.No. 026660)



CENTRE FOR INDIAN KNOWLEDGE SYSTEMS

B-3, Rajalakshmi Complex (2nd Floor), No 18, Chamiers Road, Nandanam, Chennai 600 035.

CONSOLIDATED FC RECEIPTS & PAYMENTS ACCOUNT FOR THE YEAR ENDED 31ST MARCH 2023

Amount in Rs.

RECEIPTS		SCH	For the Year Ended		PAYMENTS		SCH	For the Year Ended	
			31.03.2023	31.03.2022				31.03.2023	31.03.2022
To	Opening balance	5	47,68,456	14,01,364	By	Programme expenses	9	80,88,840	53,47,549
"	Grant Received	6	94,98,164	92,14,711	"	Administrative Expenses	10	5,53,950	5,98,539
"	Bank & FD interest	7	1,61,476	98,469	"	Loans (Assets)		32,633	-
"	Loans (Liability)	8	30,620		"	Closing Balance	5	57,83,293	47,68,456
Total			1,44,58,716	1,07,14,544	Total			1,44,58,716	1,07,14,544


FOR M/S RAMACHANDRAN & MURALI
CHARTERED ACCOUNTANTS



A.V Balasubramanian
Director



(R. Ramachandran)
Partner (M No. 026660)




Place: Chennai
Date: 24-07-2023

CENTRE FOR INDIAN KNOWLEDGE SYSTEMS				
Schedule for Receipts & Payments (01.04.2022 to 31.03.2023)				
No	Particulars	Amount	Amount	Amount
6	Project Contribution Received	As Grant		Total
	Donation			
	Research Training and Documentation on Sustainable Agriculture (FCRA(G))	1,45,807		1,45,807
	Grants			
	Supraja Value Chain - Phase I	40,00,000		40,00,000
	Support for Sustainable Agriculture Programme - (Woka 2022 - 2025)	40,98,140		40,98,140
Varietal Diversity Friuits and Vegetables pilot project (2022 - 2023)	12,54,217		12,54,217	
Total		94,98,164		94,98,164
7	Bank & FD Interest	Savings	FD	Total
	Research Training and Documentation on Sustainable Agriculture (FCRA(G))	4,628	-	4,628
	Sustainable Agriculture Technologies for Farmer Producer Collectives and establishing market Linkages - Phase III	24,100	-	24,100
	Supraja Value Chain - Phase I	17,063	30,960	48,023
	Support for Sustainable Agriculture Programme - (2021 - 2022)	27,201	11,139	38,340
	Support for Sustainable Agriculture Programme - (Woka 2022 - 2025)	10,790	20,774	31,564
	Varietal Diversity Friuits and Vegetables pilot project (2022 - 2023)	1,173	13,648	14,821
Total		84,955	76,521	1,61,476
8	Loans and Advances (Liability)			
	Supraja Value Chain - Phase I		30,620	30,620
	Total Receipts	95,83,119	1,07,141	96,90,260
9	PROJECT PROGRAMME EXPENSES	Revenue	Capital	Total
	Research Training and Documentation on Sustainable Agriculture (FCRA(G))			
	Research	1,55,000		1,55,000
	Training and Capacity Building	1,39,445		1,39,445
	TOTAL	2,94,445.00	-	2,94,445.00
	Sustainable Agriculture Technologies for Farmer Producer Collectives and Establishing Market Linkages - Phase III			
	Salary of Programme Staff	7,55,000		7,55,000
	Seed Multiplication Cost	2,19,417		2,19,417
	Capacity Building, Monitoring and Evaluation, MIS Systems, Travel and Meetings	8,53,596		8,53,596
	TOTAL	18,28,013.00		18,28,013
Supraja Value Chain - Phase I				
FPC Activities	4,58,698		4,58,698	
Centralised Activities - Project Activities	3,36,798		3,36,798	
Capacity Building, Monitoring and Evaluation, MIS Systems, Travel and Meetings	2,69,692		2,69,692	
Salary of Programme Staff	8,30,000		8,30,000	
TOTAL	18,95,188.00		18,95,188.00	



CENTRE FOR INDIAN KNOWLEDGE SYSTEMS				
Schedule for Receipts & Payments (01.04.2022 to 31.03.2023)				
No	Particulars	Amount	Amount	Amount
	Support for Sustainable Agriculture Programme (2021 - 2022)			
	Human Resources			
	Programme Coordinator	4,80,000		4,80,000
	Senior Scientist	2,40,000		2,40,000
	Junior Scientist	2,40,000		2,40,000
	Tradition Rice Varieties (TRV)			
	Conservation and Characterization of 20 Boutique Varieties of Potential Interest	2,16,411		2,16,411
	Educational Material and Video Clips	3,59,032		3,59,032
	Scaling up of Cultivation of 5 TRV to provide quality seeds	2,12,595		2,12,595
	Charterization of Biochemical Nutritional of 50 Selected TRV	4,52,909		4,52,909
	Staff Capacity Building			
	Technical skill and Soft skill	2,06,130		2,06,130
	Maintenance and upgradation of TRC			
	Maintenance and upgradation of Training Facility, Seed Processing Unit etc.,	2,13,954		2,13,954
	TOTAL	26,21,031.08		26,21,031.08
	Support for Sustainable Agriculture Programme - (Woka 2022 - 2025)			
	Human Resources			
	Programme Coordinator	2,40,000		2,40,000
	Senior Scientist	1,52,000		1,52,000
	Junior Scientist	1,32,000		1,32,000
	Tradition Rice Varieties (TRV)			
	Conservation and agronomic, nutritional characterization of 10 boutique varieties of potential interest	98,240		98,240
	Educational material on boutique varieties	87,307		87,307
	Scaling up of cultivation of 5 TRV to provide quality seed	1,63,948		1,63,948
	Pilot efforts for decentralized production of inputs for sustainable agriculture	29,000		29,000
	Pilot efforts for value addition to TRV produce	95,360		95,360
	Staff Capacity Building			
	Technical skill and Soft skill	73,248		73,248
	Maintenance and upgradation of TRC			
	Maintenance and upgradation of Training Facility, Seed Processing Unit etc.,	43,168		43,168
	Bank charges	2,728		2,728
	TOTAL	11,16,999.00		11,16,999.00
	Varietal Diversity Friuits and Vegetables pilot project (2022 - 2023)			
	Programme Coordinator	45,000		45,000
	Senior Team Member	1,50,000		1,50,000
	Junior Team Member	1,12,000		1,12,000
	Field Survey, Travel and Meetings	26,164		26,164
	TOTAL	3,33,164.00		3,33,164.00
	TOTAL PROGRAMME EXPENSES	80,88,840		80,88,840
10	ADMINISTRATIVE EXPENSES			
	Research Training and Documentation on Sustainable Agriculture (FCRA(G)	2,081		2,081
	Sustainable Agriculture Technologies for Farmer Producer Collectives and Establishing Market Linkages - Phase III	2,00,210		2,00,210
	Supraja Value Chain - Phase I	3,33,910		3,33,910
	Varietal Diversity Friuits and Vegetables pilot project (2022 - 2023)	17,749		17,749
	TOTAL ADMINISTRATIVE EXPENSES	5,53,950		5,53,950



CENTRE FOR INDIAN KNOWLEDGE SYSTEMS

B-3,Rajalakshmi Complex (2nd Floor), No 18, Chamiers Road, Nandanam, Chennai 600 035.

Fixed Assets as on 31-03-2023

PARTICULARS	RATE	BALANCE AS ON 01.04.2022	ADDITIONS		Transfer to Projects	Transfer to beneficiaries	Asset written off	Sales	TOTAL AS ON 31.03.2023	DEPRECI- ATION	BALANCE AS ON
			Upto 30.09.22	After 01.10.22							31.03.2023
						NIL					
Total		-		-	-	-	-	-	-	-	-



CENTRE FOR INDIAN KNOWLEDGE SYSTEMS
B-3, Rajalakshmi Complex (2nd Floor), No 18, Chamiers Road, Nandanam, Chennai 600 035.
Ph:42188011, E-mail : info@ciks.org
FOREIGN CONTRIBUTION ACCOUNT

RECEIPTS AND PAYMENTS FOR THE YEAR ENDED 31ST MARCH 2023						
Receipts	Note	Current Year	Payment	Note	Current Year	
		Rs. P.			Rs. P.	
Opening Balance	1	47,68,456				
Research Training and Documentation on Sustainable Agriculture (FCRA(G))	2	1,50,435	Research Training and Documentation on Sustainable Agriculture (FCRA(G))	2	2,96,526	
Sustainable Agriculture Technologies for Farmer Producer Collectives and Establishing Market Linkages - Phase III	3	24,100	Sustainable Agriculture Technologies for Farmer Producer Collectives and Establishing Market Linkages - Phase III	3	20,28,223	
Supraja Value Chain - Phase I	4	40,78,643	Supraja Value Chain - Phase I	4	22,43,415	
Support for Sustainable Agriculture Programme (2021 - 2022)	5	38,340	Support for Sustainable Agriculture Programme (2021 - 2022)	5	26,21,031	
Support for Sustainable Agriculture Programme - (Woka - 2022 - 2025)	6	41,29,704	Support for Sustainable Agriculture Programme - (Woka - 2022 - 2025)	6	11,26,267	
Varietal Diversity Fruits and Vegetables pilot project (2022 - 2023)	7	12,69,038	Varietal Diversity Fruits and Vegetables pilot project (2022 - 2023)	7	3,59,961	
			Closing Balance	1	57,83,293	
GRAND TOTAL		1,44,58,716	GRAND TOTAL		1,44,58,716	

FOR M/S RAMACHANDRAN & MURALI
CHARTERED ACCOUNTANTS



A.V. Balasubramanian
Director



(R. Ramachandran)
Partner (M.No. 026660)

Place : Chennai

Date : 24-07-2023



SCHEDULE - 5

Note - 1

CENTRE FOR INDIAN KNOWLEDGE SYSTEMS

Opening & Closing Balance- Cash, Bank & Fixed Deposit 2022 - 2023

S.No	Project	Opening Balance (01.04.2022)			Closing Balance (31.03.2023)		
		Cash	Bank	Fixed Deposit	Cash	Bank	Fixed Deposit
1	Research Training and Documentation on Sustainable Agriculture (FCRA(G) FCRA - (IOB - Chennai) FCRA - (SBI - New Delhi) FCRA - (IOB - Chengalpattu) FCRA - (IOB - Sirkazhi)	2,025	1,71,535 4,885 2,003 1,195		370	25,128 6,591 2,055 1,408	-
2	Sustainable Agriculture Technologies for Farmer Producer Collectives and Establishing Market Linkages - Phase III	4,840	19,99,283				
3	Supraja Value Chain - Phase I				1,478	8,33,750	10,00,000
4	Support for Sustainable Agriculture Programme (2021 - 2022)	6,642	25,76,049				
5	Support for Sustainable Agriculture Programme - (Woka - 2022 - 2025)				358	20,03,079	10,00,000
6	Varietal Diversity Fruits and Vegetables Pilot Project (2022 - 2023)				707	4,08,370	5,00,000
	FCRA Project Account Total	13,507	47,54,949		2,913	32,80,380	25,00,000
S.No	Abstract (Cash and Bank)	Opening Balance (01.04.2022)			Closing Balance (31.03.2023)		
1	Cash Balance			13,507			2,913
2	Bank Balance			47,54,949			32,80,380
2	Deposits						25,00,000
	TOTAL			47,68,456			57,83,293



Note : 2

CENTRE FOR INDIAN KNOWLEDGE SYSTEMS
 Research Training and Documentation on Sustainable Agriculture (FCRA(G))
 RECEIPTS & PAYMENTS STATEMENT FOR THE PERIOD APRIL 2022 - MARCH 2023

RECEIPTS					PAYMENTS				
DESCRIPTION	OPE BAL	REVENUE RECEIPTS	CAPITAL RECEIPTS	TOTAL	DESCRIPTION	REVENUE PAYMENTS	CAPITAL PAYMENTS	CLO BAL	TOTAL
Cash	2,025			2,025	Adminstration and Overheads	2,081			2,081
FCRA - SBI (New Delhi)	4,885			4,885	Research	1,55,000			1,55,000
FCRA - Chennai	1,71,535			1,71,535	Training and Capacity Building	1,39,445			1,39,445
FCRA Chengalpattu	2,003			2,003					-
FCRA Sirkazhi	1,195			1,195					-
Donation		1,45,807		1,45,807					-
Bank Interest		4,628		4,628					-
									-
									-
									-
									-
									-
					TOTAL PAYMENT	2,96,525.60	-	-	2,96,526
					Cash in hand			370	370
					FCRA - SBI (New Delhi)			6,591	6,591
					FCRA - IOB (Chennai)			25,128	25,128
					FCRA - IOB (Chengalpattu)			2,055	2,055
					FCRA - IOB (Sirkazhi)			1,408	1,408
TOTAL	1,81,642	1,50,435	-	3,32,077	TOTAL	2,96,526	-	35,551	3,32,077



Note : 4

CENTRE FOR INDIAN KNOWLEDGE SYSTEMS
Supraja Value Chain - Phase I
RECEIPTS & PAYMENTS STATEMENT FOR THE PERIOD APRIL 2022 TO MARCH 2023

RECEIPTS					PAYMENTS				
DESCRIPTION	OPE BAL	REVENUE RECEIPTS	CAPITAL RECEIPTS	TOTAL	DESCRIPTION	REVENUE PAYMENTS	CAPITAL PAYMENTS	CLO BAL	TOTAL
Cash				-					-
Bank Balance				-	FPC Activities	4,58,698			4,58,698
				-	Centralised Activities - Project Activities	3,36,798			3,36,798
					Capacity Building, Monitoring and Evaluation	2,69,692			2,69,692
					MIS Systems Travel and Meetings				-
					Salary of Programme Staff	8,30,000			8,30,000
Grant Received		40,00,000		40,00,000	Administrative Costs	3,33,910			3,33,910
Bank Interest		17,063		17,063					-
Interest on Deposits		30,960		30,960	Accrued Interest		14,317		14,317
Consultancy - Payable			30,620	30,620					-
									-
					TOTAL PAYMENT	22,29,098	14,317	-	22,43,415
					Cash in hand				1,478
					Bank Balance				8,33,750
					Deposits				10,00,000
TOTAL	-	40,48,023	30,620	40,78,643	TOTAL	22,29,098	14,317	-	40,78,643



Note : 5

CENTRE FOR INDIAN KNOWLEDGE SYSTEMS
Support for Agriculture Sustainable Programme - (2021 - 2022)
RECEIPTS & PAYMENTS STATEMENT FOR THE PERIOD APRIL 2022 TO MARCH 2023


RECEIPTS					PAYMENTS				
DESCRIPTION	OPE BAL	REVENUE RECEIPTS	CAPITAL RECEIPTS	TOTAL	DESCRIPTION	REVENUE PAYMENTS	CAPITAL PAYMENTS	CLO BAL	TOTAL
Cash	6,642.00			6,642.00	Human Resources				
Bank Balance	25,76,049			25,76,048.75	Programme Coordinator	4,80,000			4,80,000
					Senior Scientist	2,40,000			2,40,000
					Junior Scientist	2,40,000			2,40,000
					Tradition Rice Varieties (TRV)				
					Conservation and Characterization of 20	2,16,411			2,16,411
					Boutique varieites of Potential Interest				
Bank Interest		27,201.33		27,201	Educational Material and Video Clips	3,59,032			3,59,032
Interest on Deposits		11,139.00		11,139	Scaling up of Cultivation of 5 TRV to provide quality seeds	2,12,595			2,12,595
					Charterization of Biochemical Nutritional of 50 Selected TRV	4,52,909			4,52,909
					Staff Capacity Building				
					Technical skill and Soft skill	2,06,130			2,06,130
					Maintenance and upgradation of TRC				
					Maintenance and upgration of Training facility, seed procesing unit etc.,	2,13,954			2,13,954
					TOTAL PAYMENT	26,21,031			-
					Cash in hand				-
					Bank Balance				-
TOTAL	25,82,691	38,340	-	26,21,031	TOTAL	26,21,031	-	-	26,21,031



Note : 5

CENTRE FOR INDIAN KNOWLEDGE SYSTEMS
Support for Agriculture Sustainable Programme - (Woka - 2022 - 2025)
RECEIPTS & PAYMENTS STATEMENT FOR THE PERIOD APRIL 2022 TO MARCH 2023

RECEIPTS					PAYMENTS				
DESCRIPTION	OPE BAL	REVENUE RECEIPTS	CAPITAL RECEIPTS	TOTAL	DESCRIPTION	REVENUE PAYMENTS	CAPITAL PAYMENTS	CLO BAL	TOTAL
Cash				-	Human Resources				
Bank Balance				-	Programme Coordinator	2,40,000			2,40,000
					Senior Scientist	1,52,000			1,52,000
					Junior Scientist	1,32,000			1,32,000
					Tradition Rice Varieties (TRV)				
					Conservation and agronomic, nutritional characterization of 10 boutique varieties of potential interest	98,240			98,240
Grant Received		40,98,140		40,98,140	Educational material on boutique varieties	87,307			87,307
Bank Interest		10,790.00		10,790	Scaling up of cultivation of 5 TRV to provide quality seed	1,63,948			1,63,948
Interest on Deposits		20,774.00		20,774	Pilot efforts for decentralized production of inputs for sustainable agriculture	29,000			29,000
					Pilot efforts for value addition to TRV produce	95,360			95,360
					Staff Capacity Building				
					Technical skill and Soft skill	73,248			73,248
					Maintenance and upgradation of TRC				
					Maintenance and upgradation of Training facility, seed processing unit etc.,	43,168			43,168
					Bank charges	2,728			2,728
					Accrued Interest	-	9,268		9,268
					TOTAL PAYMENT	11,16,999	9,268	-	11,26,267
					Cash in hand	358.00			358
					Bank Balance	20,03,079.00			20,03,079
					Deposits	10,00,000.00			10,00,000
TOTAL	-	41,29,704	-	41,29,704	TOTAL	11,16,999	9,268	-	41,29,704



Note : 4

CENTRE FOR INDIAN KNOWLEDGE SYSTEMS
 Varietal Diversity Fruits and Vegetables Pilot Project (2022 - 2023)
 RECEIPTS & PAYMENTS STATEMENT FOR THE PERIOD APRIL 2022 TO MARCH 2023

RECEIPTS					PAYMENTS				
DESCRIPTION	OPE BAL	REVENUE RECEIPTS	CAPITAL RECEIPTS	TOTAL	DESCRIPTION	REVENUE PAYMENTS	CAPITAL PAYMENTS	CLO BAL	TOTAL
Cash				-					-
Bank Balance				-	Programme Coordinator	45,000			45,000
				-	Senior Team Member	1,50,000			1,50,000
				-	Junior Team Member	1,12,000			1,12,000
				-	Field Survey, Travel and Meetings	26,164			26,164
				-	Administrative Overheads	17,749			17,749
Grant Received		12,54,217		12,54,217					-
Bank Interest		1,173		1,173	Accrued Interest		9,048		9,048
Interest on Deposits		13,648		13,648					-
				-					-
				-					-
				-	TOTAL PAYMENT	3,50,913	9,048	-	3,59,961
				-	Cash in hand				707
				-	Bank Balance				4,08,370
				-	Deposits				5,00,000
TOTAL	-	12,69,038	-	12,69,038	TOTAL	3,50,913	9,048	-	12,69,038

