

**CENTRE FOR INDIAN KNOWLEDGE SYSTEMS**  
**B-3, Rajalakshmi Complex (2nd Floor), No 18 Chamiers Road, Nandanam, Chennai 600 035**

**CONSOLIDATED BALANCE SHEET AS ON 31st MARCH 2025 (Foreign Contribution)**

Amount Rs.

LIABILITIES	SCH. NO.	AS ON 31-03-2025 Rs	AS ON 31-03-2024 Rs	ASSETS	SCH. NO.	AS ON 31-03-2025 Rs	AS ON 31-03-2024 Rs
Capital Fund	I	93,58,010	72,17,544	Fixed Assets	III	18,98,037	1,01,260
Current Liability	II	-	-	Loans and Advances	IV	29,293	19,788
				Cash and bank balances	V	74,30,680	70,96,495
<b>Total</b>		<b>93,58,010</b>	<b>72,17,544</b>	<b>Total</b>		<b>93,58,010</b>	<b>72,17,544</b>



*A.V. Balasubramanian*

Place : Chennai

Date : 07/07/2025

A.V. Balasubramanian  
Director

**FOR M/S RAMACHANDRAN & MURALI  
CHARTERED ACCOUNTANTS**



*(R. Ramachandran)*


(R. Ramachandran)  
Partner (M.No. 026660)

**CENTRE FOR INDIAN KNOWLEDGE SYSTEMS**  
**B-3, Rajalakshmi Complex (2nd Floor), No 18, Chamiers Road, Nandanam, Chennai 600 035.**  
**FOREIGN CONTRIBUTION 2024-2025**

Schedule No	Particulars	FY 2024-25				FY 2023-24			
		Amount	Rs.	Amount	Rs.	Amount	Rs.	Amount	Rs.
<b>I</b>	<b>Capital Fund</b>								
	Opening Balance as on 01.04.2024	72,17,544			2,013				
	<b>Project Fund</b>								
	Opening Balance as on 01.04.2023	-			57,83,293				
	Less : Excess of Expenditure over income	21,60,254			14,34,251				
	Less : Loan Recovered	-			2,013				
	Less:Accrued Interest Received	19,788							
	<b>Net Capital Fund</b>			<b>93,58,010</b>				<b>72,17,544</b>	
<b>II</b>	<b>Current Liability</b>								
	Opening Balance as on 01.04.2024	-			30,620				
	Less : EPF & ESI paid	-		-	30,620			-	
<b>IV</b>	<b>Loans and Advances</b>								
	Add : Interest Receivable	-			19,788				
									<b>19,788</b>



*[Handwritten signature]*



Schedule III

CENTRE FOR INDIAN KNOWLEDGE SYSTEMS


B-3,Rajalakshmi Complex (2nd Floor), No 18, Chamiers Road, Nandanam, Chennai 600 035.

Fixed Assets as on 31-03-2025

PARTICULARS	RATE	BALANCE AS ON 01.04.2024	ADDITIONS		Transfer to Projects	Transfer to beneficiaries	Asset written off	Sales	TOTAL AS ON 31.03.2025	DEPRECI- ATION	BALANCE AS ON 31.03.2025
			Upto 30.09.24	After 01.10.24							
Furnitures and Fittings	10%	35,010	-						35,010	3,501	31,509
Equipments	15%	31,450	1,51,630	17,44,032					19,27,112	1,58,264	17,68,848
Laptop	40%	34,800	-	96,000					1,30,800	33,120	97,680
<b>Total</b>		<b>1,01,260</b>	<b>1,51,630</b>	<b>18,40,032</b>	-	-			<b>20,92,922</b>	<b>1,94,885</b>	<b>18,98,037</b>




*[Handwritten signature]*



**SCHEDULE - 5**

**Note - 1**

<b>CENTRE FOR INDIAN KNOWLEDGE SYSTEMS</b>							
<b>Opening &amp; Closing Balance- Cash, Bank &amp; Fixed Deposit 2024 - 2025</b>							
S.No	Project	Opening Balance (01.04.2024)			Closing Balance (31.03.2025)		
		Cash	Bank	Fixed Deposit	Cash	Bank	Fixed Deposit
1	Research Training and Documentation on Sustainable Agriculture (FCRA(G) FCRA - (IOB - Chennai) FCRA - (SBI - New Delhi) FCRA - (IOB - Chengalpattu) FCRA - (IOB - Sirkazhi)	370	3,35,242 11,179 2,168 1,448		599	1,09,183 9,531 2,721 1,489	-
2	Supraja Value Chain - Phase I	3,042	35,42,276		1,212	1,55,711	
3	Support for Sustainable Agriculture Programme - (WOKA 2022-2025)	899	13,13,100	15,00,000	2,874	2,90,360	68,57,000
4	Varietal Diversity Fruits and Vegetables Pilot Project	732	3,86,041				
		<b>5,043</b>	<b>55,91,452</b>	<b>15,00,000</b>	<b>4,685</b>	<b>5,68,995</b>	<b>68,57,000</b>
	<b>FCRA Project Account Total</b>			<b>70,96,495</b>			<b>74,30,680</b>
S.No	Abstract (Cash and Bank)	Opening Balance (01.04.2024)			Closing Balance (31.03.2025)		
1	Cash Balance			5,043			4,685
2	Bank Balance			55,91,452			5,68,995
2	Deposits			15,00,000			68,57,000
	<b>TOTAL</b>			<b>70,96,495</b>			<b>74,30,680</b>




**CENTRE FOR INDIAN KNOWLEDGE SYSTEMS**

B-3,Rajalakshmi Complex (2nd Floor), No 18, Chamiers Road, Nandanam, Chennai 600 035.

**CONSOLIDATED INCOME & EXPENDITURE ACCOUNT FOR THE YEAR ENDED 31ST MARCH 2025 (Foreign Contribution)**

EXPENDITURE		SCH	31.03.2025	31.03.2024	INCOME		SCH	31.03.2025	31.03.2024
To	Programme expenses	V	1,10,17,730	1,00,85,485	By	Grant and Donation Received	II	1,40,10,066	1,17,06,381
"	Administration Expenses	VI	8,52,999	3,64,013	"	Interest Received	III	2,15,802	2,10,007
"	Depreciation		1,94,885	32,640					
"	Excess of Income over Expenditure		21,60,254	14,34,251					
<b>Total</b>			<b>1,42,25,868</b>	<b>1,19,16,388</b>	<b>Total</b>			<b>1,42,25,868</b>	<b>1,19,16,388</b>

As per report of even date annexed  
FOR M/S RAMACHANDRAN & MURALI  
CHARTERED ACCOUNTANTS



A. V. Balasubramanian  
Director

Place: Chennai

Date: 07/07/2025



*(Signature)*

(R. Ramachandran)  
Partner (M.No. 026660)

# CENTRE FOR INDIAN KNOWLEDGE SYSTEMS

B-3, Rajalakshmi Complex (2nd Floor), No 18, Chamiers Road, Nandanam, Chennai 600 035.

## CONSOLIDATED RECEIPTS & PAYMENTS ACCOUNT FOR THE YEAR ENDED 31ST MARCH 2025 (Foreign Contribution)

Amount in Rs.

RECEIPTS		SCH	For the Year Ended		PAYMENTS		SCH	For the Year Ended	
			31.03.2025	31.03.2024				31.03.2025	31.03.2024
To	Opening balance	I	70,96,496	57,83,293	By	Programme expenses			
"	Grant and Donation Received	II	1,40,10,066	1,17,06,381		Revenue Expenditure	V	1,10,17,730	1,00,54,865
"	Interest Received	III	2,15,802	2,10,007		EPF & ESI Payable			30,620
"	Advance & Liability Recovered/Payable	IV	-	-		Purchase of Fixed Assets		19,91,662	1,33,900
					"	Administration Expenses	VI	8,52,999	3,64,013
					"	Advances & Liability paid	VI	29,293	19,788
					"	Closing Balance	VIII	74,30,680	70,96,496
<b>Total</b>			<b>2,13,22,364</b>	<b>1,76,99,682</b>	<b>Total</b>			<b>2,13,22,364</b>	<b>1,76,99,682</b>

FOR M/S RAMACHANDRAN & MURALI  
CHARTERED ACCOUNTANTS

Place: Chennai

Date: 07/07/2025




*[Signature]*  
A. V. Balasubramanian  
Director




*[Signature]*  
(R. Ramachandran)  
Partner (M No. 026660)

Schedule No.	Particulars	FY 2024-25			FY 2023-24		
		Amount	Amount	Amount	Amount	Amount	Amount
<b>I</b>	<b>Opening Balance</b>						
	Cash in Hand	5,043			2,913		
	Bank balance	55,91,453			32,80,380		
	Fixed Deposit	15,00,000			25,00,000		
	<b>Total</b>	<b>70,96,496</b>			<b>57,83,293</b>		
<b>II</b>	<b>Grants &amp; Donation Received</b>						
	Grants	1,35,78,467			1,13,60,664		
	Donation	4,31,599			3,45,717		
	<b>Total</b>	<b>1,40,10,066</b>			<b>1,17,06,381</b>		
<b>III</b>	<b>Interest Received</b>						
	a. Savings bank Interest	65,779			83,368		
	b. Fixed deposit Interest	1,50,023			1,26,639		
	<b>Total</b>	<b>2,15,802</b>			<b>2,10,007</b>		
<b>IV</b>	<b>Advance &amp; Liability Recovered/Payable</b>						
	<b>Total</b>	<b>-</b>			<b>-</b>		
<b>V</b>	<b>Programme Expenses</b>	<b>Revenue</b>	<b>Capital</b>	<b>Total</b>	<b>Revenue</b>	<b>Capital</b>	<b>Total</b>
	1. FCRA (G)	6,72,907	-	6,72,907	40,397	-	40,397
	2. Supraja Value Chain	61,87,337		61,87,337	50,58,694	-	50,58,694
	Payment of ESI & EPF	-	-	-		30,620	30,620
	Purchase of Fixed Asset	-	14,84,182	14,84,182		1,33,900	1,33,900
	3. WOKA	37,83,804		42,91,284	44,12,146	-	44,12,146
	Purchase of Fixed Asset		5,07,480				
	Accrued Interest	-		-		19,788	19,788
	4. Varietal Diversity Fruits and Vegetables pilot	3,73,682	-	3,73,682	5,43,628	-	5,43,628
	<b>Sub Total</b>	<b>1,10,17,730</b>	<b>19,91,662</b>	<b>1,30,09,392</b>	<b>1,00,54,865</b>	<b>1,84,308</b>	<b>1,02,39,173</b>



*[Handwritten signature]*



Schedule No.	Particulars	FY 2024-25			FY 2023-24		
		Amount	Amount	Amount	Amount	Amount	Amount
<b>VI</b>	<b>Administration Expenses</b>						
	1. Supraja Value Chain	8,31,984	-	8,31,984	3,59,889		3,59,889
	2. Varietal Diversity Fruits and Vegetables pilot	21,015	-	21,015	4,124		4,124
	<b>Sub Total</b>	<b>8,52,999</b>	<b>-</b>	<b>8,52,999</b>	<b>3,64,013</b>		<b>3,64,013</b>
<b>VII</b>	<b>Advance &amp; Liability paid</b>	-	29,293	29,293	-		
	<b>Total</b>	-	29,293	29,293	-		
<b>VIII</b>	<b>Closing Balance</b>						
	Cash in Hand	4,685			5,043		
	Bank balance	5,68,995			55,91,453		
	Fixed Deposit	68,57,000			15,00,000		
	<b>Total</b>	<b>74,30,680</b>			<b>70,96,496</b>		



*[Handwritten signature]*



**CENTRE FOR INDIAN KNOWLEDGE SYSTEMS**

**Sub-Schedule for Receipts & Payments**

SCH.No	Particulars	FY 2024-25		FY 2023-24	
		Amount	Amount	Amount	Amount
	<b>Receipts</b>				
<b>II</b>	<b>Grants</b>				
	Supraja Value Chain	50,13,255		72,10,494	
	WOKA	85,65,212		41,50,170	
	<b>Total</b>		<b>1,35,78,467</b>		<b>1,13,60,664</b>
<b>II</b>	<b>Donations</b>				
	FCRA (G)	4,31,599		3,45,717	
	<b>Total</b>		<b>4,31,599</b>		<b>3,45,717</b>
<b>III</b>	<b>Savings Bank Interest</b>				
	FCRA (G)	14,424		9,535	
	Supraja Value Chain	18,358		24,656	
	WOKA	25,073		32,778	
	Varietal Diversity Fruits and Vegetables pilot project	7,924		16,399	
	<b>Total</b>		<b>65,779</b>		<b>83,368</b>
<b>III</b>	<b>Fixed Deposit Interest</b>				
	Supraja Value Chain	83,495		58,043	
	WOKA	66,528		59,548	
	Varietal Diversity Fruits and Vegetables pilot project	-		9,048	
	<b>Total</b>		<b>1,50,023</b>		<b>1,26,639</b>
	<b>Payments</b>				
<b>V</b>	<b>Programme expenses</b>				
	<b>1. FCRA (G)</b>				
	<b>Revenue expenses</b>				
	Capacity Building, Education and Awareness			20,006	



*[Handwritten signature]*



**CENTRE FOR INDIAN KNOWLEDGE SYSTEMS**

**Sub-Schedule for Receipts & Payments**

SCH.No	Particulars	FY 2024-25		FY 2023-24	
		Amount	Amount	Amount	Amount
	Field Survey and Documentation	-		20,098	
	Research on Sustainable Agriculture	3,87,562		-	
	Salaries, Honorarium and Consultancy	2,85,000		-	
	Bank Charges	345		293	
	<b>Sub-Total</b>		<b>6,72,907</b>		<b>40,397</b>
	<b>Capital Expenses</b>	-		-	
	<b>Sub-Total</b>		-		-
	<b>Total</b>		<b>6,72,907</b>		<b>40,397</b>
<b>2. Supraja Value Chain</b>					
	<b>Revenue expenses</b>				
	FPC Activities	22,17,319		10,72,471	
	Centralised Activities - Project Activities	10,58,901		11,48,727	
	Capacity Building, Monitoring and Evaluation, MIS	8,46,118		8,32,996	
	Salary of Programme Staff	19,90,000		20,04,500	
	Incentive to Staff	75,000			
	<b>Sub-Total</b>		<b>61,87,337</b>		<b>50,58,694</b>
	<b>Capital Expenses</b>				
	Purchase of Fixed Assets				
	Equipments	14,84,182		-	
	Furnitures	-		38,900	
	Invertor	-		37,000	
	Laptop	-		58,000	
	EPF & ESI paid	-		30,620	
	<b>Sub total</b>		<b>14,84,182</b>		<b>1,64,520</b>
	<b>Total</b>				<b>52,23,214</b>




*[Handwritten signature]*



**CENTRE FOR INDIAN KNOWLEDGE SYSTEMS**

**Sub-Schedule for Receipts & Payments**

SCH.No	Particulars	FY 2024-25		FY 2023-24	
		Amount	Amount	Amount	Amount
	<b>3. WOKA</b>				
	<b>Revenue expenses</b>				
	<b>a. Human Resourses</b>				
	Programme Coordinator	7,20,000		7,20,000	
	Senior Scientist	4,56,000		4,56,000	
	Junior Scientist	3,92,000		3,96,000	
	<b>b. Tradition Rice varieties</b>				
	Conservation and agronomic, nutritional characterization of 10 boutique varieties of potential interest	2,27,300		4,10,958	
	Educational material on boutique varieties	34,278		4,31,042	
	Scaling up of cultivation of 5 TRV to provide	3,44,722		4,58,564	
	Pilot efforts for decentralized production of inputs for sustainable agriculture	2,49,706		4,40,593	
	Pilot efforts for value addition to TRV produce	6,78,801		6,95,150	
	<b>c. Staff capacity Building</b>				
	Technical skill and Soft skill	4,15,516		1,33,998	
	<b>d. Maintenance and upgration of TRC</b>				
	Maintenance and upgration of Training Facility, Seed Processing Unit etc.,	2,34,960		2,67,105	
	Bank charges	5,521		2,737	
	Incentive to Staff	25,000			
	<b>Sub total</b>		<b>37,83,804</b>		<b>44,12,146</b>
	<b>Capital Expenses</b>				
	Accured Interest	29,293		19,788	
	Purchase of Fixed Assets				
	Equipments	4,11,480			
	Computers	96,000			
	<b>Sub total</b>		<b>5,36,773</b>		<b>19,788</b>
	<b>Total</b>		<b>43,20,577</b>		<b>44,31,934</b>



*[Handwritten signature]*



**CENTRE FOR INDIAN KNOWLEDGE SYSTEMS**

**Sub-Schedule for Receipts & Payments**

SCH.No	Particulars	FY 2024-25		FY 2023-24	
		Amount	Amount	Amount	Amount
	<b>4. Varietal Diversity Fruits and Vegetables pilot project</b>				
	<b>Revenue expenses</b>				
	Senior Team Member	-		2,27,000	
	Junior Team Member	60,000		1,74,000	
	Field Survey, Travel and Meetings	2,25,421		1,10,513	
	Field Efforts for Conservation of selected Varieties	88,261		32,115	
	<b>Sub total</b>		<b>3,73,682</b>		<b>5,43,628</b>
	<b>Capital Expenses</b>	-		-	
	<b>Sub total</b>		-		-
	<b>Total</b>		<b>3,73,682</b>		<b>5,43,628</b>
<b>VI</b>	<b>Administrative expenses</b>				
	1. Supraja Value Chain	8,31,984		3,59,889	
	2. Varietal Diversity Fruits and Vegetables pilot project	21,015		4,124	
	<b>Total</b>		<b>8,52,999</b>		<b>3,64,013</b>



*(Handwritten signature)*



Note : 4

CENTRE FOR INDIAN KNOWLEDGE SYSTEMS  
 Varietal Diversity Fruits and Vegetables Pilot Project  
 RECEIPTS & PAYMENTS STATEMENT FOR THE PERIOD APRIL 2024 TO MARCH 2025

RECEIPTS					PAYMENTS				
DESCRIPTION	OPE BAL	REVENUE RECEIPTS	CAPITAL RECEIPTS	TOTAL	DESCRIPTION	REVENUE PAYMENTS	CAPITAL PAYMENTS	CLO BAL	TOTAL
Cash	732			732					-
Bank Balance	3,86,041			3,86,041					-
Deposits				-	Junior Team Member	60,000			60,000
					Field Survey, Travel and Meetings	2,25,421			2,25,421
					Field Efforts for Conservation of selected varieties	88,261			88,261
					Administrative Overheads	21,015			21,015
				-					-
Bank Interest		7,924		7,924					-
				-					-
				-					-
<b>TOTAL RECEIPTS</b>		7,924	-	7,924	<b>TOTAL PAYMENT</b>	3,94,697	-	-	3,94,697
					Cash in hand				
					Bank Balance				
<b>TOTAL</b>	3,86,773	7,924		3,94,697	<b>TOTAL</b>	3,94,697	-	-	3,94,697



Note : 4

CENTRE FOR INDIAN KNOWLEDGE SYSTEMS  
Support for Agriculture Sustainable Programme - (WOKA - 2022 - 2025)  
RECEIPTS & PAYMENTS STATEMENT FOR THE PERIOD APRIL 2024 TO MARCH 2025

RECEIPTS					PAYMENTS				
DESCRIPTION	OPE BAL	REVENUE RECEIPTS	CAPITAL RECEIPTS	TOTAL	DESCRIPTION	REVENUE PAYMENTS	CAPITAL PAYMENTS	C/O BAL	TOTAL
Cash	899.00			899	<b>Human Resources</b>				
Bank Balance	13,13,100			13,13,100	Programme Coordinator	7,20,000			7,20,000
Deposits	15,00,000.00			15,00,000	Senior Scientist	4,56,000			4,56,000
					Junior Scientist	3,92,000			3,92,000
					<b>Tradition Rice Varieties (TRV)</b>				
					Conservation and agronomic, nutritional characterization of 10 boutique varieties of potential interest	2,27,300			2,27,300
Grant Received		85,65,212		85,65,212	Educational material on boutique varieties	34,278			34,278
Bank Interest		25,073.00		25,073	Scaling up of cultivation of 5 TRV to provide quality seed	3,44,722			3,44,722
Interest on Deposits		46,740.00		46,740	Pilot efforts for decentralized production of inputs for sustainable agriculture	2,49,706			2,49,706
Accrued Interest			19,788.00	19,788	Pilot efforts for value addition to TRV produce	6,78,801			6,78,801
					<b>Staff Capacity Building</b>				
					Technical skill and Soft skill	4,15,516			4,15,516
					<b>Maintenance and upgradation of TRC</b>				
					Maintenance and upgradation of Training facility, seed processing unit etc.,	2,34,960			2,34,960
					Bank charges	5,521			5,521
					Incentive to Staff	25,000			25,000
					Accrued Interest		29,293		29,293
					Fixed Assets				-
					Equipments		4,11,480		4,11,480
					Computers		96,000		96,000
									-
<b>TOTAL RECEIPTS</b>		<b>86,37,025</b>	<b>19,788</b>	<b>86,56,813</b>	<b>TOTAL PAYMENT</b>	<b>37,83,804</b>	<b>5,36,773</b>		<b>43,20,577</b>
					Cash in hand			2,874	2,874
					Bank Balance			2,90,360	2,90,360
					Deposits			68,57,000	68,57,000
<b>TOTAL</b>	<b>28,13,999</b>	<b>86,37,025</b>	<b>19,788</b>	<b>1,14,70,812</b>	<b>TOTAL</b>	<b>37,83,804</b>	<b>5,36,773</b>	<b>71,50,234</b>	<b>1,14,70,812</b>



*(Handwritten signature)*

*(Handwritten signature)*

Note : 4

CENTRE FOR INDIAN KNOWLEDGE SYSTEMS

Supraja Value Chain

RECEIPTS & PAYMENTS STATEMENT FOR THE PERIOD APRIL 2024 TO MARCH 2025

RECEIPTS					PAYMENTS				
DESCRIPTION	OPE BAL	REVENUE RECEIPTS	CAPITAL RECEIPTS	TOTAL	DESCRIPTION	REVENUE PAYMENTS	CAPITAL PAYMENTS	CLO BAL	TOTAL
Cash	3,042			3,042					-
Bank Balance - IOB	13,34,440			13,34,440	FPC Activities	22,17,319			22,17,319
Bank Balance - SBI	22,07,836			22,07,836	Centralised Activities - Project Activities	10,58,901			10,58,901
					Capacity Building, Monitoring and Evaluation	8,46,118			8,46,118
					MIS Systems Travel and Meetings				-
Grant Received		50,13,255		50,13,255	Salary of Programme Staff	19,90,000			19,90,000
Bank Interest		18,358		18,358	Adminstrative Costs	8,31,984			8,31,984
Interest on Deposits		83,495		83,495	Incentive to Staff	75,000			75,000
					<b>Fixed Assets :</b>				-
					Equipments		14,84,182		14,84,182
									-
									-
									-
<b>TOTAL RECEIPTS</b>		<b>51,15,108</b>	-	<b>51,15,108</b>	<b>TOTAL PAYMENT</b>	<b>70,19,321</b>	<b>14,84,182</b>		<b>85,03,503</b>
					Cash in hand			1,212	1,212
					Bank Balance (IOB)			1,55,711	1,55,711
					Bank Balance (SBI)				
<b>TOTAL</b>	<b>35,45,318</b>	#####		<b>86,60,426</b>	<b>TOTAL</b>	<b>70,19,321</b>	<b>14,84,182</b>	<b>1,56,923</b>	<b>86,60,426</b>




*[Handwritten signature]*



Note : 2

CENTRE FOR INDIAN KNOWLEDGE SYSTEMS  
 Research Training and Documentation on Sustainable Agriculture (FCRA(G))  
 RECEIPTS & PAYMENTS STATEMENT FOR THE PERIOD APRIL 2024 - MARCH 2025

RECEIPTS					PAYMENTS				
DESCRIPTION	OPE BAL	REVENUE RECEIPTS	CAPITAL RECEIPTS	TOTAL	DESCRIPTION	REVENUE PAYMENTS	CAPITAL PAYMENTS	CLO BAL	TOTAL
Cash	370			370	Research on Sustainable Agriculture	3,87,562			3,87,562
FCRA - SBI (New Delhi)	11,179			11,179	Salaries, Honorarium and Consultancy	2,85,000			2,85,000
FCRA - Chennai	3,35,242			3,35,242	Bank charges	345			-
FCRA Chengalpattu	2,168			2,168					345
FCRA Sirkazhi	1,448			1,448					
Donation		4,31,599		4,31,599					
Bank Interest		14,424		14,424					
<b>TOTAL RECEIPTS</b>		<b>4,46,023</b>		<b>4,46,023</b>	<b>TOTAL PAYMENT</b>	<b>6,72,907.04</b>	-	-	<b>6,72,907</b>
					Cash in hand			599	599
					FCRA - SBI (New Delhi)			9,531	9,531
					FCRA - IOB (Chennai)			1,09,183	1,09,183
					FCRA - IOB (Chengalpattu)			2,721	2,721
					FCRA - IOB (Sirkazhi)			1,489	1,489
<b>TOTAL</b>	<b>3,50,407</b>	<b>4,46,023</b>	-	<b>7,96,430</b>	<b>TOTAL</b>	<b>6,72,907</b>	-	<b>1,23,523</b>	<b>7,96,430</b>



*[Handwritten signature]*

